

**CREATING A CORPORATE VIDEO OF THE MICRO,
SMALL, AND MEDIUM ENTERPRISES (MSMEs) AT
WONOLOPO TOURISM VILLAGE AS
PROMOTIONAL MEDIA**



FINAL ASSIGNMENT

A Partial Fulfilment of the Requirements for the Applied Foreign Language

Bachelor Degree

By

Alifya Azzahra

40020519650032

BACHELOR OF APPLIED FOREIGN LANGUAGE

VOCATIONAL COLLEGE

UNIVERSITAS DIPONEGORO

2023

APPROVAL SHEET

A FINAL ASSIGNMENT

**CREATING A CORPORATE VIDEO OF THE MICRO, SMALL, AND
MEDIUM ENTERPRISES (MSMEs) AT WONOLOPO TOURISM
VILLAGE AS PROMOTIONAL MEDIA**

BY

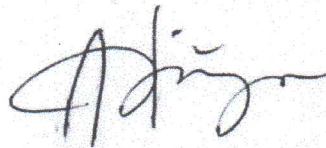
ALIFYA AZZAHRA

40020519650032

Semarang, August 2023

Approved by

Supervisor



Aditya Nur Patria, S.Hum., M.App.Ling

NIP 199012182020121007

ACCEPTANCE


This Final Project was submitted by :

Name : Alifya Azzahra
NIM : 40020519650032
Program Study : Applied Foreign Language
Title of Thesis : CREATING A CORPORATE
VIDEO OF MICRO, SMALL, AND
MEDIUM ENTERPRISES
(MSMEs) AT WONOLOPO
TOURISM VILLAGE AS
PROMOTIONAL MEDIA

**This study has been examined and is accepted for impartial
fulfilment of the requirement for the degree of Applied Foreign
Languages of Vocational College Diponegoro University**

Board of Examiners

Chairman : Aditya Nur Patria, S.Hum, M.App.Ling

()

Examiner : Fitri Alfarisy, S.Pd, M.Hum


()

Examiner : Lenggahing Asri D.E.S, S.Pd, M.Pd.

()

Semarang, 18th August 2023

Head of Applied Foreign Language Study Program



Sriwahyu Istana Trahutami, S.S., M.Hum.

NIP. 197401032000122001

STATEMENT OF ORIGINALITY

This is to certify that final assignment definitely my original work. I am completely responsible for the content of this thesis. Other writers: opinion or finding included in this project are quoted or cited in accordance with ethnical standard. I understand the full consequences if I took somebody else's ideas, phrases, or sentences without proper references.

Name : Alifya Azzahra

NIM : 40020519650032

Signature :



Date : August 10th, 2023

ACKNOWLEDGEMENT

First of all, the writer would like to express deepest gratitude to Allah SWT for giving strength, guidance, health, and blessing to the writer. So that the writer can complete the final assignment in order to fulfill the requirement of Applied Foreign Language Bachelor Degree. In this opportunity, the writer would like to express sincere appreciation to:

1. My self, who do not give up and always tried her best on this project.
2. My beloved mother, father, sisters, grandma, aunt, uncle, nephew, niece, and someone special who always gave support and love.
3. Mr. Aditya Nur Patria S.Hum., M.App.Ling., as the supervisor who always provided a lot of support and guidance during creating a product and the report.
4. Ms. Sumitri, as the Head of Pokdarwis Manggar Selaras who have given permit and guidance for me to do this project.
5. Mr. Untung, Mr. Agus, and Ms. Kustini, as the owners of MSMEs at Wonolopo Tourism Village who have given permit and also contribute in this project.
6. Enrika Devinsky, as a friend who helped me during the shooting video and gave her time as a talent. Savira, Maghfirah, Kamila, and Siska, as friends who always have and gave their kind heart.
7. And to all of colleagues in the Applied Foreign Language study program who always support and love each other.

This expression gratitude will never be enough for the people mentioned above. Hopefully, this research can be a reference for further research and can help increase the knowledge of reader. The researcher realizes that this research is not perfect and there still many shortcomings.

Semarang, 02 August 2023

Alifya Azzahra

TABLE OF CONTENT

COVER	i
APPROVAL SHEET	ii
ACCEPTANCE.....	iii
STATEMENT OF ORIGINALITY	iv
ACKNOWLEDGEMENT	v
TABLE OF CONTENT	vi
LIST OF FIGURES.....	viii
LIST OF TABLES	x
LIST OF APPENDICES	xi
ABSTRACT	xii
CHAPTER I	1
INTRODUCTION.....	1
1.1 Background of the Study.....	1
1.2 Statement of the Problem.....	5
1.3 Objectives of the Study	5
1.4 Significances of the Study.....	5
1.5 Output of the Study	5
CHAPTER II.....	7
LITERATURE REVIEW.....	7
2.1 Tourism Village	7
2.1.1 Definition of Tourism Village	7
2.1.2 The Components of Tourism Village Development	8
2.1.3 Development of Tourism Village.....	8
2.2 Micro, Small and Medium Enterprises (MSMEs)	9
2.2.1 Trend of MSMEs	10
2.3 Digital Marketing	11
2.4 Corporate Video as Promotional Media.....	12
2.5 Video-Making Process	13
2.5.2 Production.....	15
2.5.3 Post production	17

2.6 Subtitling.....	17
2.6.1 Definition of Subtitling.....	17
2.6.2 Classifications of Subtitles	18
2.6.3 Constraints	19
2.6.4 Strategy of Subtitling	21
CHAPTER III.....	22
METHODOLOGY	22
3.1 Method	22
3.2 Timeline Progress Plan	26
3.3 Budget Fund	27
CHAPTER IV	28
RESULT AND DISCUSSION	28
4.1 Result.....	28
4.1.1 The Process of Creating a Corporate Video of MSMEs as Promotional Media.....	28
4.1.1.1 Potential and Problem	28
4.1.1.2 Data Collection.....	30
4.1.1.3 Product Design	31
4.1.1.4 Design Validation.....	45
4.1.1.5 Design Revision	46
4.1.1.6 Product Trials	49
4.1.1.7 Product Revision	58
4.1.1.8 Dissemination.....	61
4.2 Discussion	62
CHAPTER V.....	65
CONCLUSION	65
5.1 Conclusion.....	65
5.2 Suggestions	66
REFERENCES.....	67
APPENDIXES	71

LIST OF FIGURES

Figure 3. 1 Research and Development Method by Sugiyono (2019).....	22
Figure 4. 1 Interview with The Chief of Pokdarwis Manggar Selaras.....	29
Figure 4. 2 Observation with The Owner of MSMEs Mina Tirta Mulia and Sheep Livestock.....	30
Figure 4. 3 Observation at the MSMEs of oyster mushroom cultivation Agro Berkah Lestari.....	31
Figure 4. 4 Observation at Kampung Jamu.....	31
Figure 4. 5 Display of corporate video script.....	32
Figure 4. 6 Example of utilizing Grammarly 1.....	33
Figure 4. 7 Example of utilizing Grammarly 2.....	33
Figure 4. 8 Screenshot of an example storyboard 1.....	34
Figure 4. 9 Screenshot of an example storyboard 2.....	34
Figure 4. 10 Screenshot of explored background music.....	35
Figure 4. 11 Before revision 1.....	35
Figure 4. 12 After revision 1.....	35
Figure 4. 13 Before revision 2.....	36
Figure 4. 14 After revision 2.....	36
Figure 4. 15 Camera Sony A6300 (photoreview.co.au).....	37
Figure 4. 16 Drone DJI spark (iprice.co.id).....	37
Figure 4. 17 Footage with bird view.....	38
Figure 4. 18 Barndoors (jsp.co.id).....	38
Figure 4. 19 Example of footage used a barndoors.....	39
Figure 4. 20 Example of reflector.....	39
Figure 4. 21 Shooting process at Agro Berkah Lestari.....	40
Figure 4. 22 Sample of using medium shot.....	40
Figure 4. 23 Sample of using normal angle.....	41
Figure 4. 24 Sample of using close up shot.....	41
Figure 4. 25 Sample of using wide shot.....	42
Figure 4. 26 Sample of using close up shot.....	42

Figure 4. 27 Sample of high angle	43
Figure 4. 28 Process of digitizing	43
Figure 4. 29 Offline process.....	44
Figure 4. 30 Voice editing.....	44
Figure 4. 31 Subtitle editing.....	45
Figure 4. 32 Rendering process.....	45
Figure 4. 33 Points of the video revision 1	46
Figure 4. 34 Footage before revision	47
Figure 4. 35 Footage after revision	47
Figure 4. 36 Footage before revision	48
Figure 4. 37 Footage after revision	48
Figure 4. 38 Footage before revision	49
Figure 4. 39 Footage after revision	49
Figure 4. 40 An assessment form for media expert	50
Figure 4. 41 Graphic of respondent's age.....	54
Figure 4. 42 Points of the revision 2	58
Figure 4. 43 Before revision.....	60
Figure 4. 44 After revision.....	60
Figure 4. 45 Before revision.....	61
Figure 4. 46 After revision.....	61

LIST OF TABLES

Table 3. 1 Table of timeline	26
Table 3. 2 Table of budget funds	27
Table 4. 1 Example of Script of Bahasa Indonesia and English	32
Table 4. 2 Table of design revision.....	36
Table 4. 3 Details of revision 1	46
Table 4. 4 Table of questionnaire assessment for media expert	49
Table 4. 5 Questionnaire assessment for theory expert.....	51
Table 4. 6 Questionnaire assessment for community.....	54
Table 4. 7 Details of revision 2	59

LIST OF APPENDICES

Appendix 1 Letter of research permit	71
Appendix 2 Consent forms.....	73
Appendix 3 Script of the corporate video	78
Appendix 4 Storyboard of the video design.....	83
Appendix 5 Validation form	105
Appendix 6 Questionnaire assessment for media expert	106
Appendix 7 QR code of the project.....	107
Appendix 8 Result of interview with parties.....	108

ABSTRACT

Wonolopo Tourism Village is one of tourism village in Semarang. Wonolopo Tourism Village has several Micro, Small, and Medium Enterprises (MSMEs) that would be a potential. The MSMEs at Wonolopo Tourism Village are including Oyester Mushroom Cultivation Agro Berkah Lestari, Catfish Seeds Cultivation and Sheep Livestock Mina Tirta Mulia, and Herbal Drink Homemade Seger Waras. In the current era, there is a need for digital promotional media. Based on the results of data collection, these enterprises do not have digital promotional media due to limited knowledge. This forms the basis for the research and production of products, specifically corporate video used as promotional media. Making corporate videos utilized the research and development method by Sugiyono. The method developed has 10 steps. However, there were only 8 steps conducted because this study only required a validation from stakeholders' and a restricted sample test conducted within the community. The steps were potential and problems, data collection, product design, product validation, product revision. product trials, product revision, and dissemination. Data collection was conducted through observation and interview with the parties. The result of this study is a corporate video that contains three MSMEs, and several tour packages are owned by Wonolopo Tourism Village, then the video will be uploaded in social media YouTube as a platform for distributing promotional media. With the corporate video, there were various things can be learned, such as the production process, perpetuation methods, even the outcomes of MSMEs production. The video will be dedicated to the Wonolopo Tourism Village and the MSMEs of Agro Berkah Lestari, Mina Tirta Mulia, and Seger Waras herbal drink as promotional media for local and foreign tourists to visit.

Keywords: MSMEs, Tourism Village, Corporate Video